


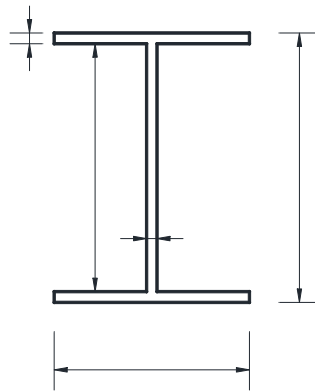
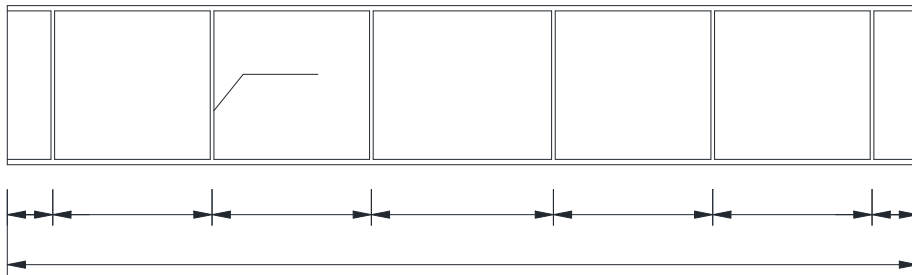


| | | | | | |
|--|--|--|--|--|--|
| | | | | | |
| | | | | | |
| | | | | | |
| | | | | | |
| | | | | | |
| | | | | | |
| | | | | | |
| | | | | | |
| | | | | | |
| | | | | | |
| | | | | | |













| | | | | | | |
|--|--|--|--|--|--|--|
| | | | | | | |
| | | | | | | |
| | | | | | | |
| | | | | | | |
| | | | | | | |
| | | | | | | |
| | | | | | | |



a) L3

b) L4





15

6

9

20

65%

3D

12%

3D

20

100

2

50

5

D1 D5,

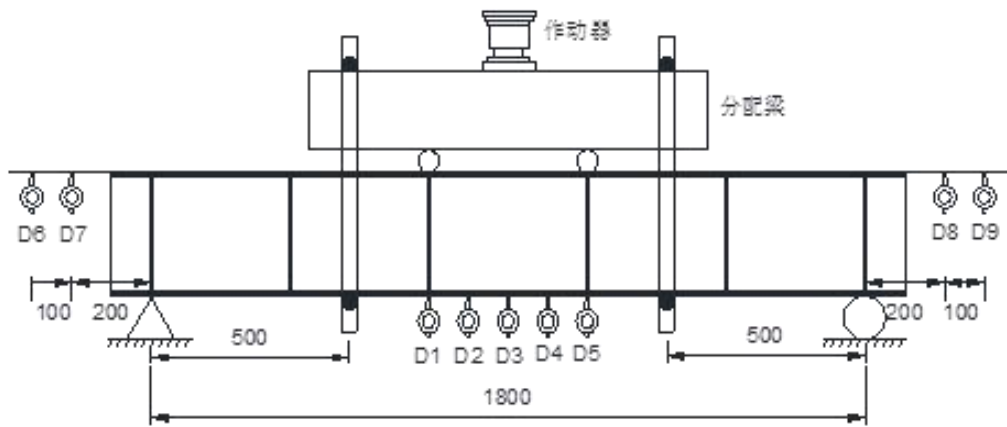
D2 D3

40 N

2 N 4 N

10 15

7



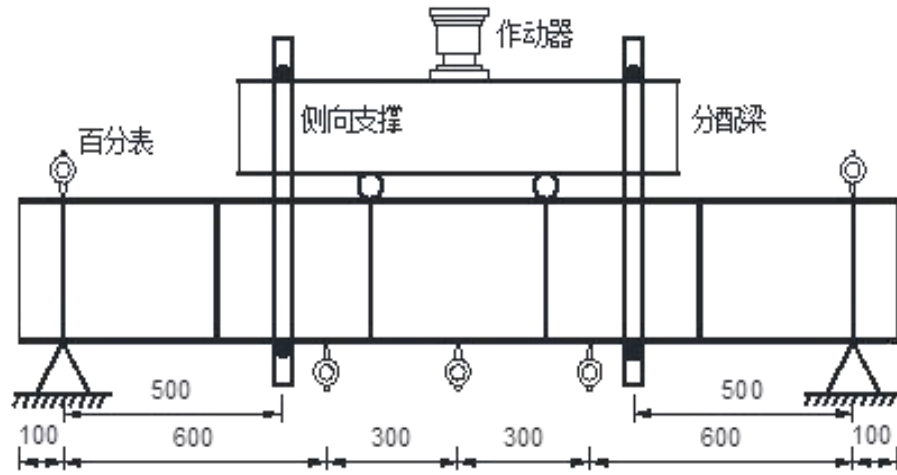
5

1/3

500

10KN 20KN

3.2



4. 3D

3D

3D

3D

N C

9

N C

